

Floor Plan

Appliance Schedule	
30"	Steam Oven (Plumbed), Gaggenau - BS 485 612
30"	Convection Oven, Gaggenau - BO 481 613
30"	Warming Drawer, Gaggenau - WS 482 710
30"	Refrigerator, Gaggenau - RC 472 705
24"	Wine Refrigerator, Gaggenau - RW 466 765
24"	Freezer w/ internal ice maker, Gaggenau - RF 461 705
24"	Coffee Machine (Plumbed), Gaggenau - CM 470 712
48"	Range, Wolf - DF486G
46"	Range Hood - PL462212
1500cfm	Remote Blower
2x 24"	Dishwasher, Gaggenau - DF 480 763
24"	Microwave Drawer, Gaggenau - MW 420 620
2x 30"	Kohler sinks by client
2x	Dornbracht faucets by client
1x	Dornbracht pot filler by client

- finishes:
- base units** DFK2 - Laminate Q8- alpine white
 - tall units** DFK2 - Laminate Q8- alpine white
 - wall units** DFK2 - Laminate Q8- alpine white
 - island** DFK2 - Laminate Q8- alpine white
 - worktops** 1.2cm caesar stone
 - worktops to island** 5cm caesar stone waterfall edge
 - handles** recess channel DFK2 - Laminate Q8- alpine white G5/TM touch (where noted)

120 Whitlock Kitchen

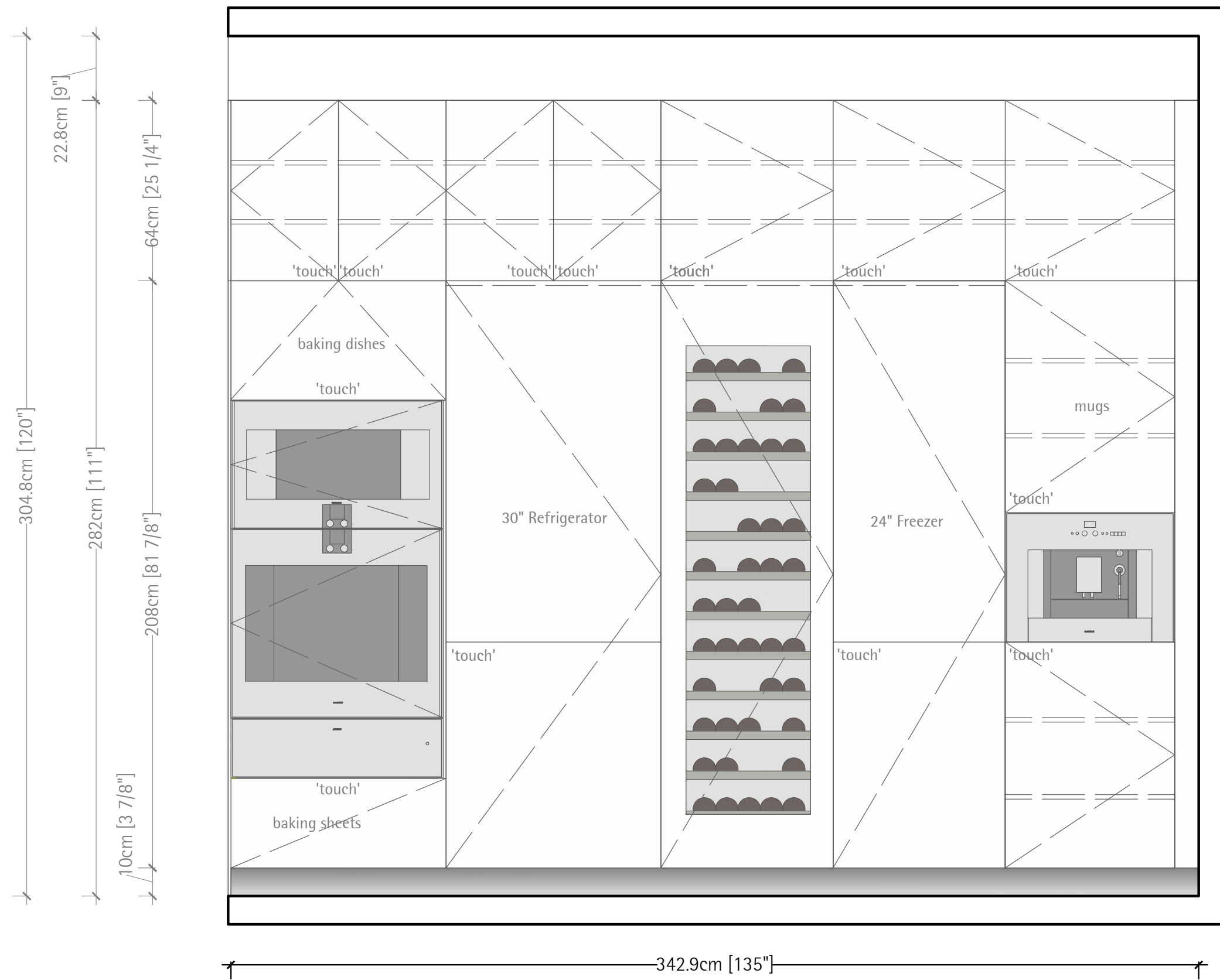
designer Nicolette Petrouleas bulthaup New York

content Floor plan


date August 27, 2020

sheet 2 of 8



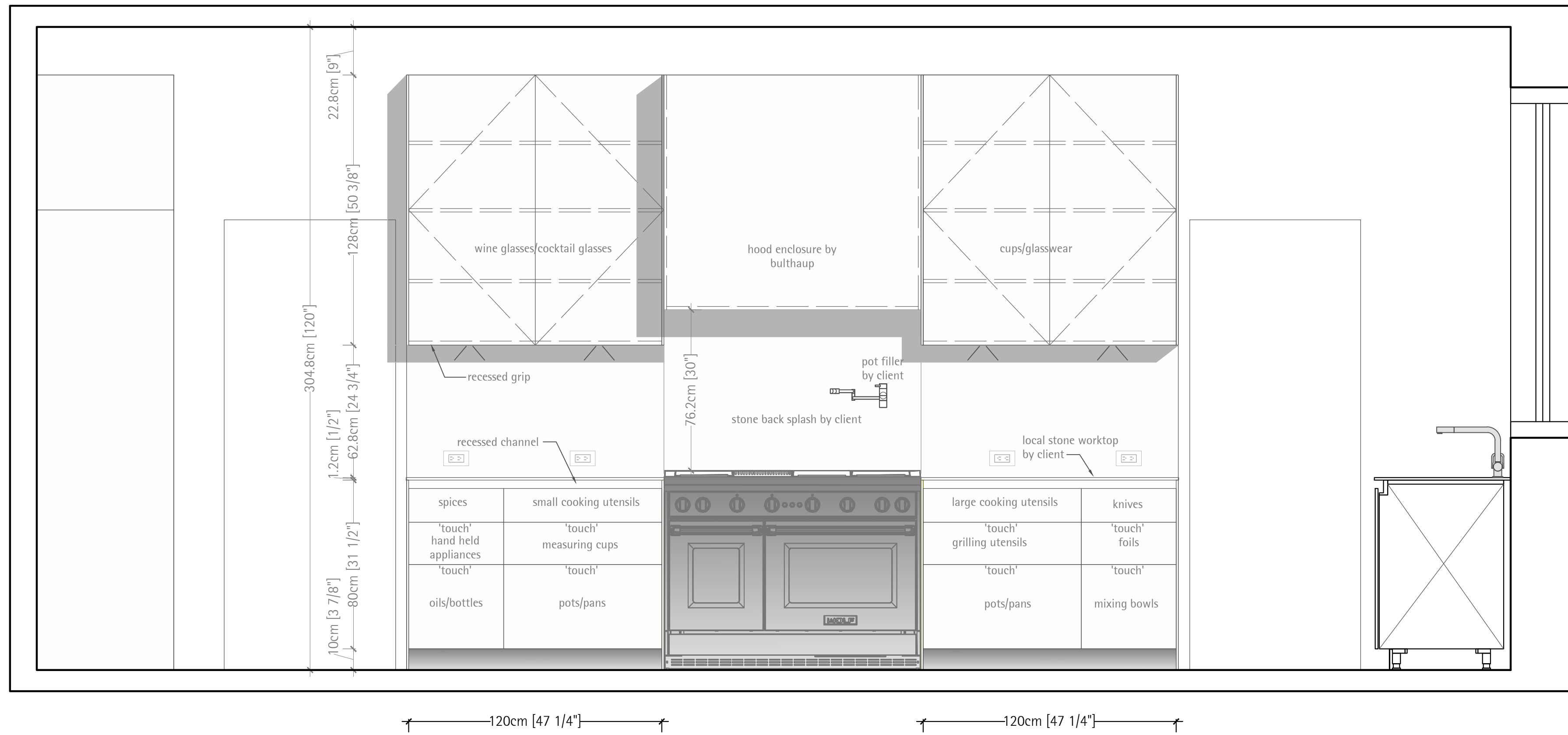


Elevation A



120 Whitlock Kitchen

designer Nicolette Petrouleas
bulthaup New York
content Elevation A
date August 27, 2020
sheet 3 of 8

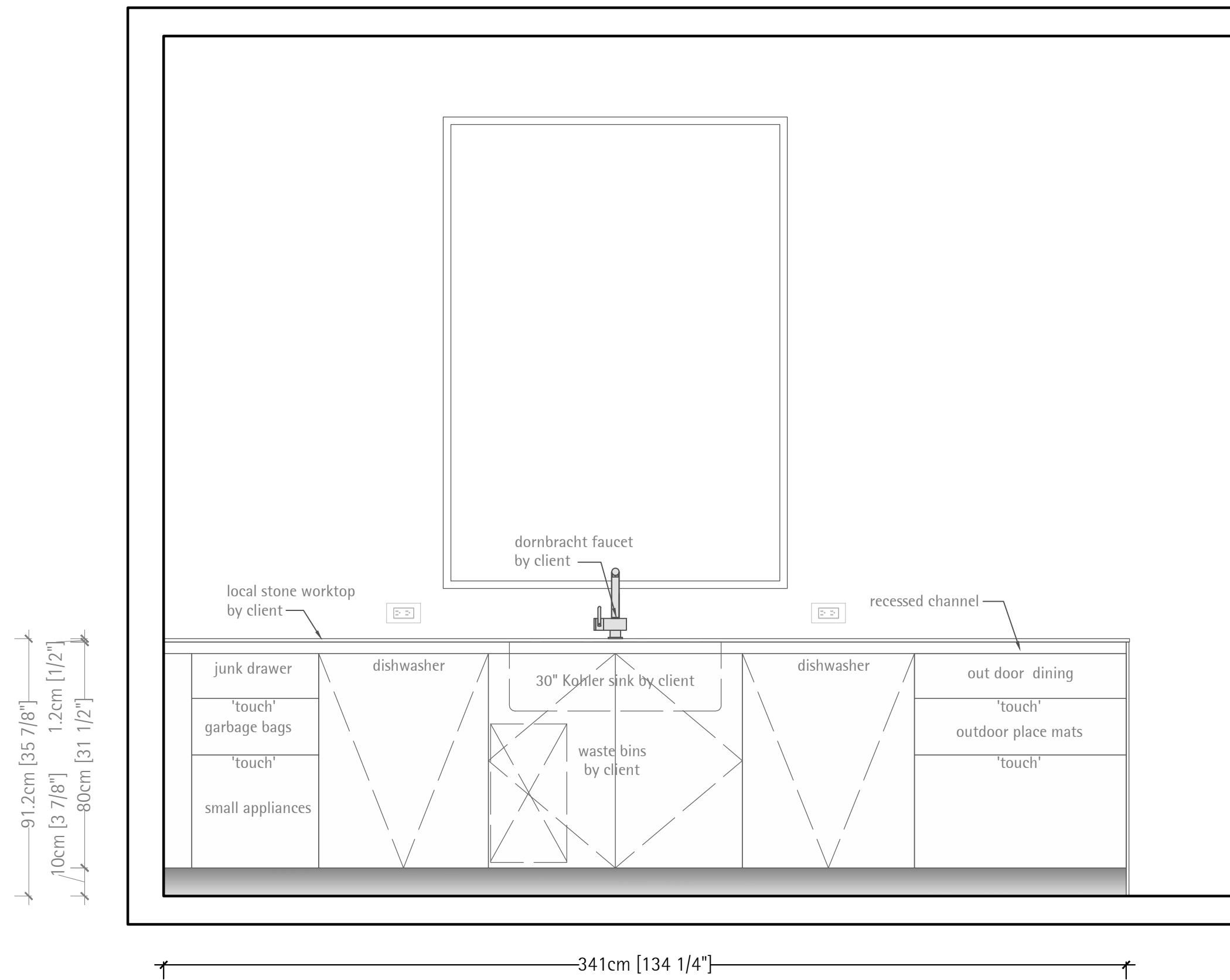


Elevation B




120 Whitlock Kitchen

designer Nicolette Petrouleas
bulthaup New York
content Elevation B
date August 27, 2020
sheet 4 of 8

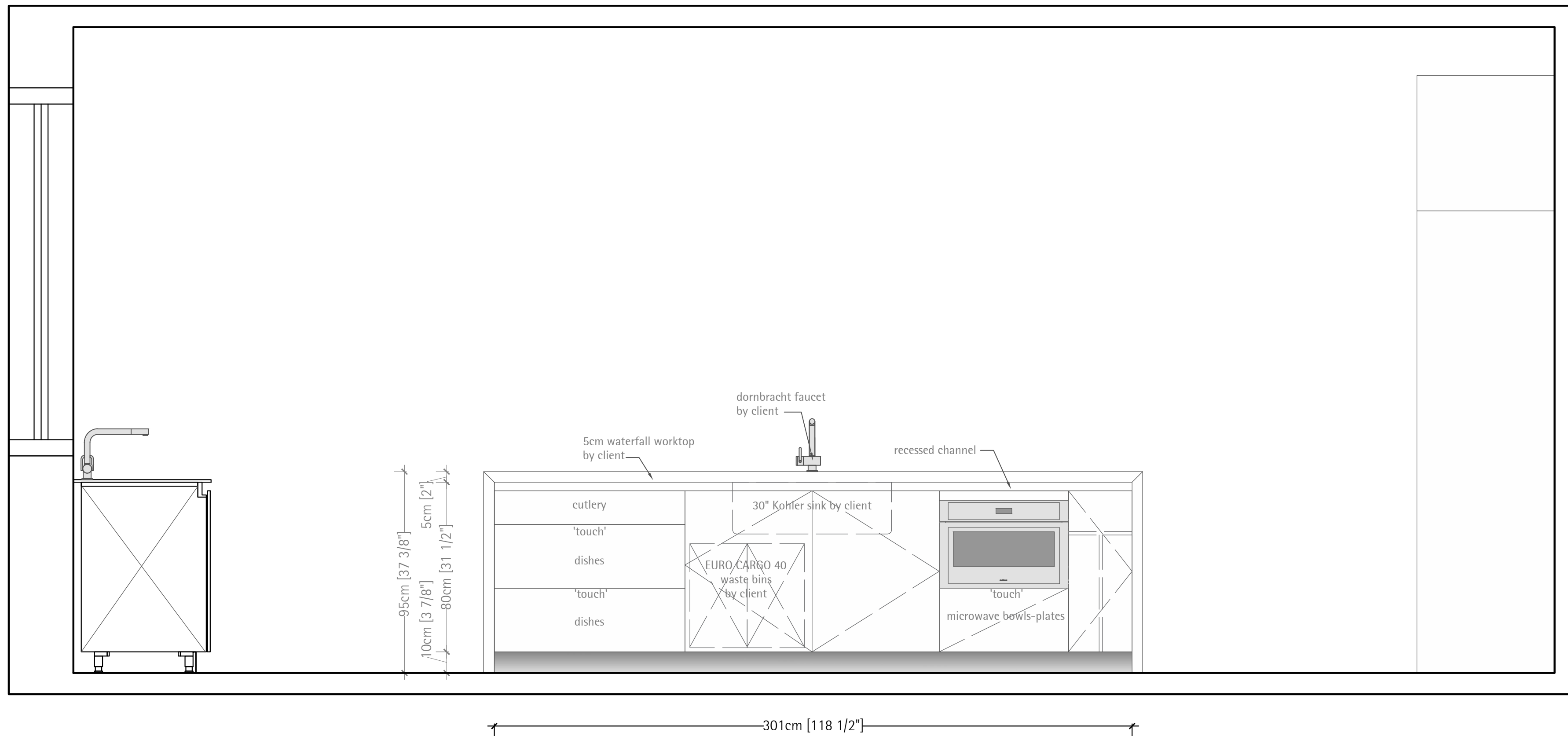


Elevation C




120 Whitlock Kitchen

designer Nicolette Petrouleas
bulthaup New York
content Elevation C
date August 27, 2020
sheet 5 of 8

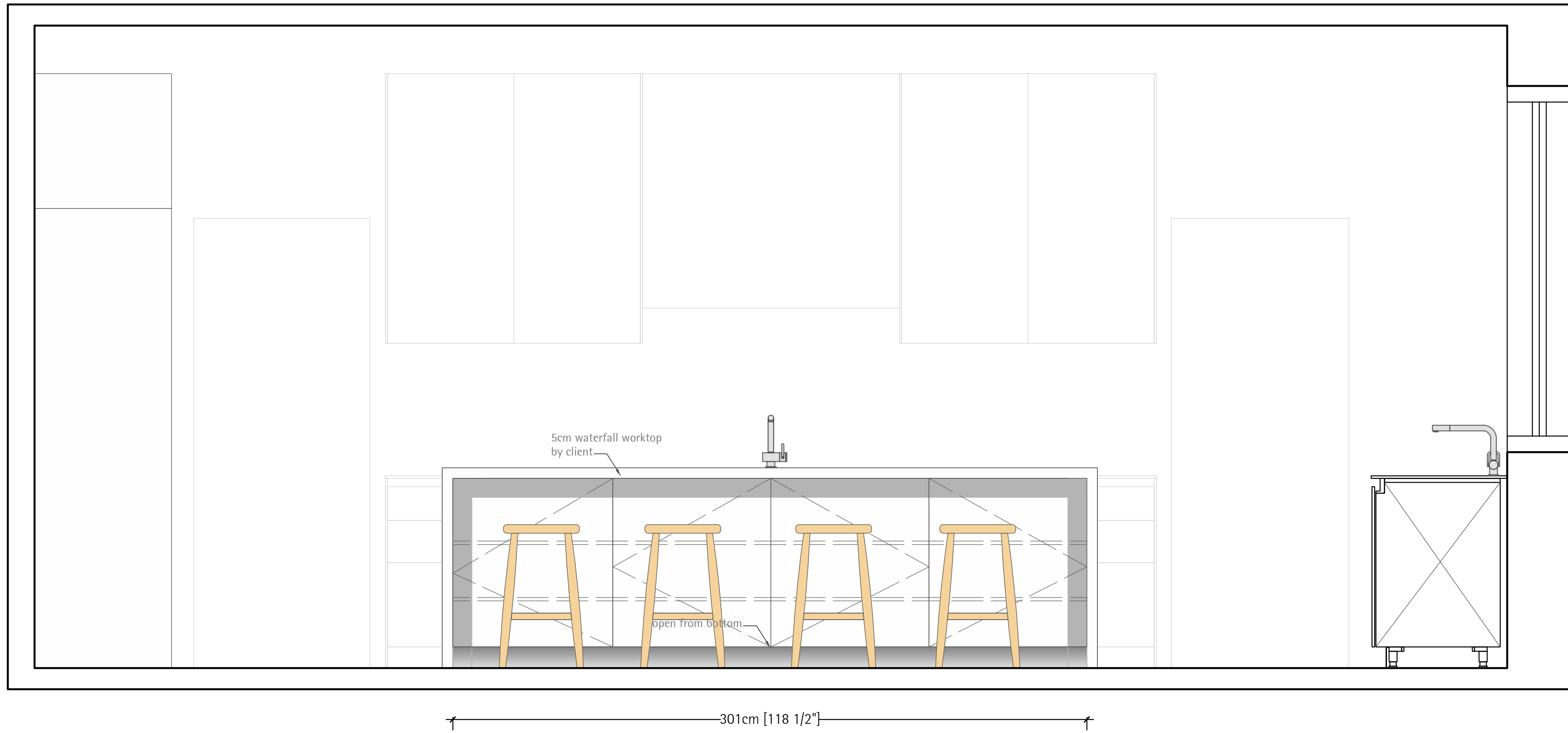


Elevation D




120 Whitlock Kitchen

designer Nicolette Petrouleas
bulthaupt New York
content Elevation D
date August 27, 2020
sheet 5 of 8



Elevation F



120 Whitlock Kitchen

designer Nicolette Petrouleas
bulthaupt New York
content Elevation F
date August 27, 2020
sheet 8 of 8

SUGGESTED MECHANICAL ONLY

NOTE: ALL CONNECTIONS MUST BE DONE IN ACCORDANCE TO LOCAL CODES

All appliances installed according to specifications

APPLIANCE SCHEDULE & REQUIREMENTS

120 Whitlock Kitchen - August 11, 2020

#	Appliance	Manufacturer	Model Number	Hinge	Description / Requirements	Supplied By
1	Steam Oven	Gaggenau	BS 475 611	Left	30" Combi-steam oven. 47- 1/2" connecting cable without plug. (240V, 60Hz, 13A / HARDWIRE REQUIRED / WATER)	bulthaup
2	Oven	Gaggenau	BO 481 613	Left	30" 400 Series single oven. 47- 1/2" connecting cable without plug. (240V, 60Hz, 25A / HARDWIRE REQUIRED / WiFi or LAN)	bulthaup
3	Warming Drawer	Gaggenau	WS 482 710	n/a	30" warming drawer. 59" connecting cable with plug. (120V, 60Hz, 15A / HARDWIRE REQUIRED)	bulthaup
4	Refrigerator Column	Gaggenau	RC 472 704	Left	30" All-Refrigerator column. Fully integrated. 118" connecting cable with plug, detachable. (120V, 60Hz, 15A)	bulthaup
4.b			RA 460 013 (HE)*		Side Heating Element	bulthaup
4.c			RA 460 000		Side-by-side Kit	bulthaup
5	Wine cooler	Gaggenau	RW 466 764	Left	24" Wine storage unit. Fully integrated. 118" connecting cable with plug, detachable. (120V, 60Hz, 15A)	bulthaup
5.b			RA 460 013 (HE)*		Side Heating Element	bulthaup
6	Freezer Column	Gaggenau	RF 461 704	Left	24" All-Freezer column with integrated ice maker. Fully integrated. 118" connecting cable with plug, detachable. Supply hose 47" with 1/4" male compression fitting (standard icemaker connector). Water pressure 29 to 116 psi. (120V, 60Hz, 15A / WATER)	bulthaup
7	Coffee Machine	Gaggenau	CM 470 711		24" Automatic espresso machine. 39" connecting cable with plug. Supply hose 65" with 3/4" connection. (120V, 60Hz, 10A / WATER)	
8	Gas Cooktop	Wolf	DF 486 G	n/a	48" Dual fuel range - 6 burners and infrared griddle. (240V-208VAC, 60Hz, 50A dedicated circuit / GAS)	bulthaup
9	Hood, Downdraft	Wolf	PL 462 212	n/a	46" Pro hood liner - 22" depth. With blower - to be added. 10" diameter round vertical duct. (110-120VAC, 60Hz, 15A)	bulthaup
9.b	Blower	Wolf	TBC			bulthaup
10	Dishwasher	Gaggenau	DF 480 763	n/a	24" Dishwasher. 47- 1/2" connecting cable with three-prong plug. (120V, 60Hz, 12A / WATER)	bulthaup
11	Microwave Drawer	Gaggenau	MW 420 620	Right	24" Built-in microwave drawer. 48" connecting cable with grounding plug. (120V, 60Hz, 15A)	bulthaup

PLEASE NOTE: BULTHAUP CABINETS ARE FABRICATED PER ABOVE LISTED APPLIANCES. ANY MODIFICATIONS TO THIS APPLIANCE LIST MAY RESULT IN DELAY OF PRODUCTION SCHEDULE AND/OR INCUR ADDITIONAL FURNITURE AND INSTALLATION COST.

ALL SITE DIMENSIONS TO BE FIELD VERIFIED AND COORDINATED BETWEEN A BULTHAUP REP. AND GENERAL CONTRACTOR.

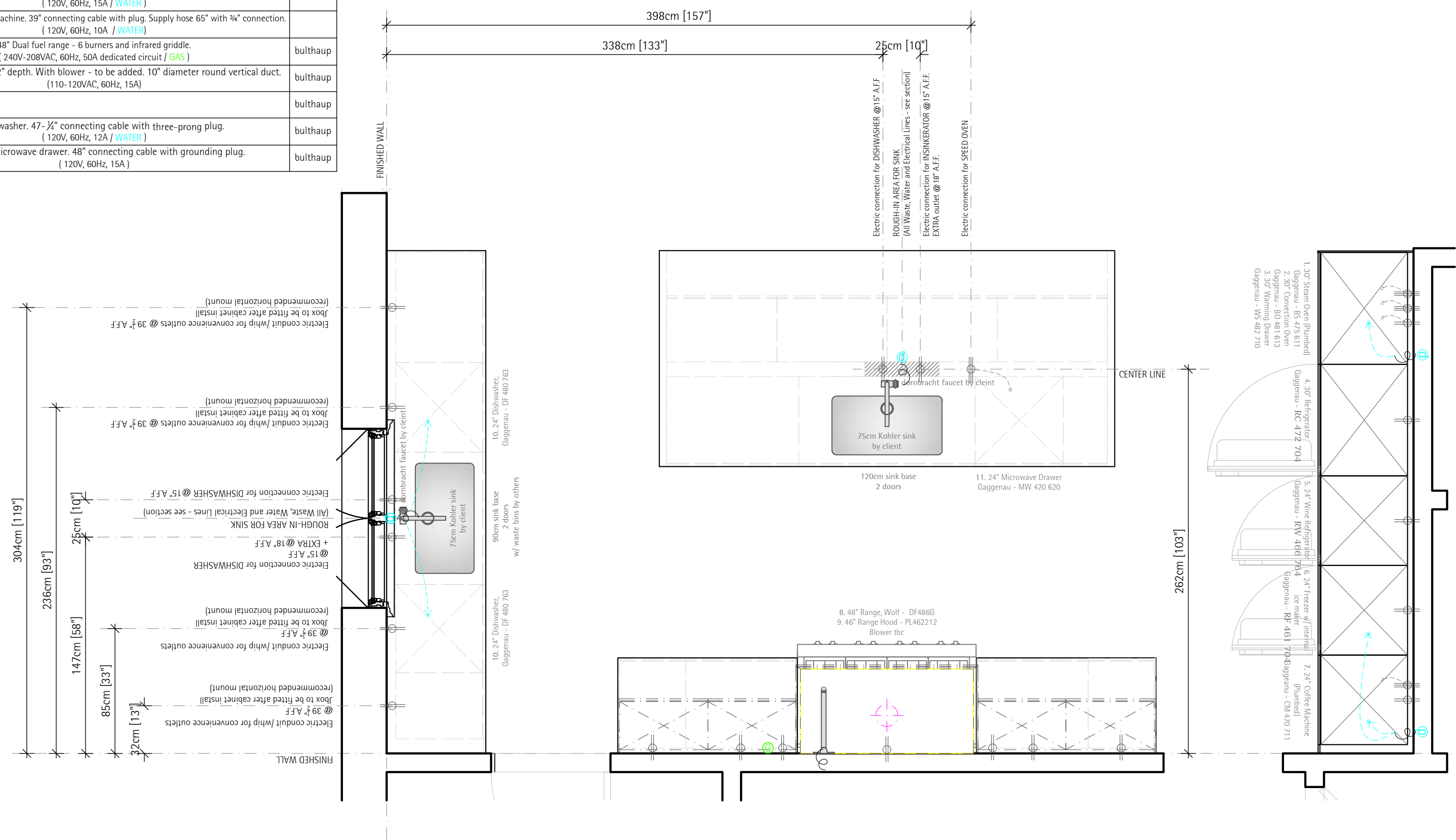
CONVENIENCE OUTLET LOCATIONS
All convenience outlets located are a suggested guide only. Client/Architect to confirm all locations. Outlets to be installed in accordance with local code.

Mechanical Symbols

- Gas Line
- Water Line
- Electrical Outlet 120 V
- Electrical Outlet 240 V
- Central Line
- Drain

ALL CONNECTIONS MUST BE DONE IN ACCORDANCE TO LOCAL BUILDING CODES.

- NOTE TO CONTRACTOR:**
- SET ALL ELECTRICAL BOXES, WATER BOXES, & GAS VALVE FLUSH TO PLYWOOD/DRYWALL.
 - NO EXTRUDED BOXES; EXTRUDED BOXES MAY INTERFERE WITH CABINETS & APPLIANCES FITTINGS.
 - Electrician to provide all receptacles/cover plates and make final connections
 - Plumber to provide all plumbing fitting elements and make all final connections.
 - bulthaup installers are not qualified electricians and/or plumber.
 - GC/HVAC to provide and make all ducting connections bulthaup installers are not qualified HVAC



120 Whitlock Kitchen

designer Nicolette Petrouleas
bulthaup New York

content Suggested Mechanical Plan

date August 13, 2020

sheet 1 of 4

SUGGESTED MECHANICAL ONLY

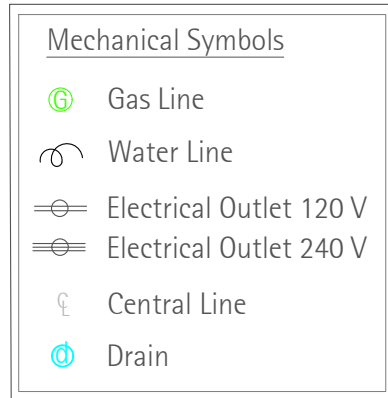
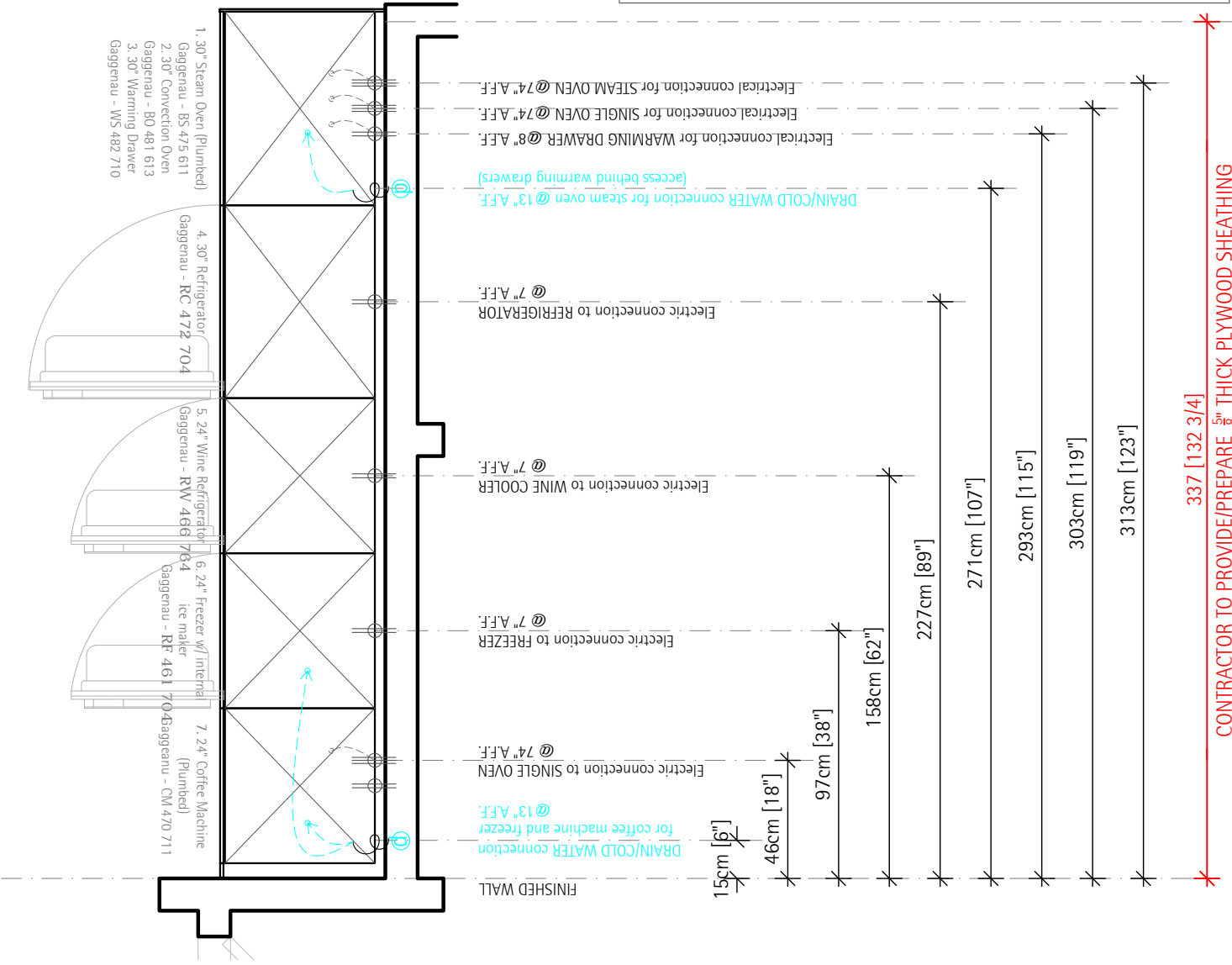
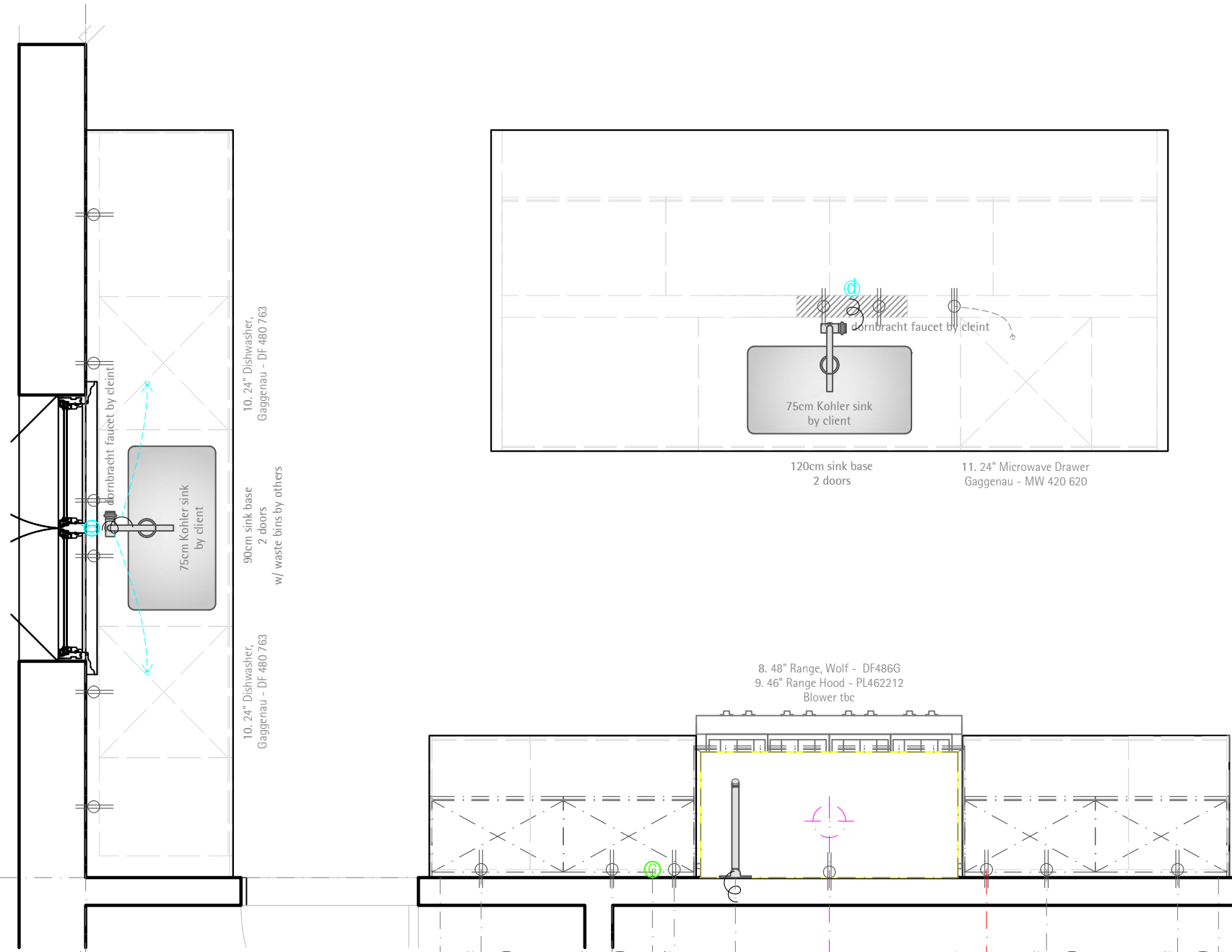
NOTE: ALL CONNECTIONS MUST BE DONE IN ACCORDANCE TO LOCAL CODES

All appliances installed according to specifications

ALL SITE DIMENSIONS TO BE FIELD VERIFIED AND COORDINATED BETWEEN A BULTHAUP REP. AND GENERAL CONTRACTOR.

CONVENIENCE OUTLET LOCATIONS
All convenience outlets located are a suggested guide only. Client/Architect to confirm all locations. Outlets to be installed in accordance with local code.

PLEASE NOTE: BULTHAUP CABINETS ARE FABRICATED PER ABOVE LISTED APPLIANCES. ANY MODIFICATIONS TO THIS APPLIANCE LIST MAY RESULT IN DELAY OF PRODUCTION SCHEDULE AND/OR INCUR ADDITIONAL FURNITURE AND INSTALLATION COST.



ALL CONNECTIONS MUST BE DONE IN ACCORDANCE TO LOCAL BUILDING CODES.

NOTE TO CONTRACTOR:
* SET ALL ELECTRICAL BOXES, WATER BOXES, & GAS VALVE FLUSH TO PLYWOOD/DRYWALL.

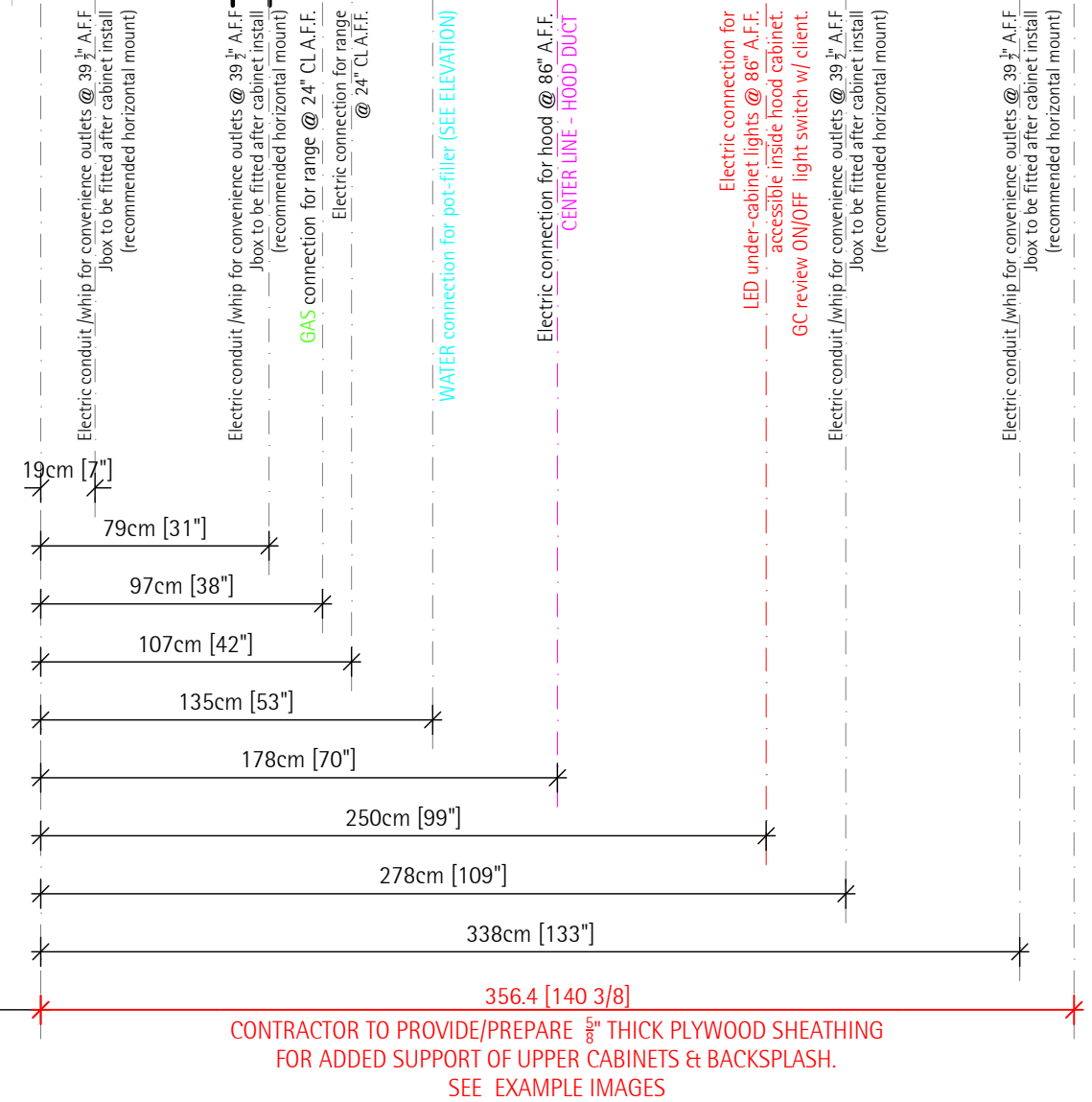
* NO EXTRUDED BOXES; EXTRUDED BOXES MAY INTERFERE WITH CABINETS & APPLIANCES FITTINGS.

* Electrician to provide all receptacles/cover plates and make final connections

* Plumber to provide all plumbing fitting elements and make all final connections.

* bulthaup installers are not qualified electricians and/or plumber.

* GC/HVAC to provide and make all ducting connections bulthaup installers are not qualified HVAC



APPLIANCE SCHEDULE & REQUIREMENTS						
120 Whitlock Kitchen - August 11, 2020						
#	Appliance	Manufacturer	Model Number	Hinge	Description / Requirements	Supplied By
1	Steam Oven	Gaggenau	BS 475 611	Left	30" Combi-steam oven. 47-1/2" connecting cable without plug. (240V, 60Hz, 13A / HARDWARE REQUIRED / WATER)	bulthaup
2	Oven	Gaggenau	BO 481 613	Left	30" 400 Series single oven. 47-1/2" connecting cable without plug. (240V, 60Hz, 25A / HARDWARE REQUIRED / WIFI or LAN)	bulthaup
3	Warming Drawer	Gaggenau	WS 482 710	n/a	30" warming drawer. 59" connecting cable with plug. (120V, 60Hz, 15A / HARDWARE REQUIRED)	bulthaup
4	Refrigerator Column	Gaggenau	RC 472 704	Left	30" All-Refrigerator column. Fully integrated. 118" connecting cable with plug, detachable. (120V, 60Hz, 15A)	bulthaup
4.b			RA 460 013 (HE)*		Side Heating Element	bulthaup
4.c			RA 460 000		Side-by-side Kit	bulthaup
5	Wine cooler	Gaggenau	RW 466 764	Left	24" Wine storage unit. Fully integrated. 118" connecting cable with plug, detachable. (120V, 60Hz, 15A)	bulthaup
5.b			RA 460 013 (HE)*		Side Heating Element	bulthaup
6	Freezer Column	Gaggenau	RF 461 704	Left	24" All-Freezer column with integrated ice maker. Fully integrated. 118" connecting cable with plug, detachable. Supply hose 47" with 1/4" male compression fitting (standard icemaker connector). Water pressure 29 to 116 psi. (120V, 60Hz, 15A / WATER)	bulthaup
7	Coffee Machine	Gaggenau	CM 470 711		24" Automatic espresso machine. 39" connecting cable with plug. Supply hose 65" with 3/4" connection. (120V, 60Hz, 10A / WATER)	bulthaup
8	Gas Cooktop	Wolf	DF 486 G	n/a	48" Dual fuel range - 6 burners and infrared griddle. (240V-208VAC, 60Hz, 50A dedicated circuit / GAS)	bulthaup
9	Hood, Downdraft	Wolf	PL 462 212	n/a	46" Pro hood liner - 22" depth. With blower - to be added. 10" diameter round vertical duct. (110-120VAC, 60Hz, 15A)	bulthaup
9.b	Blower	Wolf	TBC			bulthaup
10	Dishwasher	Gaggenau	DF 480 763	n/a	24" Dishwasher. 47-1/2" connecting cable with three-prong plug. (120V, 60Hz, 12A / WATER)	bulthaup
11	Microwave Drawer	Gaggenau	MW 420 620	Right	24" Built-in microwave drawer. 48" connecting cable with grounding plug. (120V, 60Hz, 15A)	bulthaup

CONTRACTOR TO PROVIDE/PREPARE 5/8" THICK PLYWOOD SHEATHING FOR ADDED SUPPORT OF REFRIGERATORS & TALL CABINET. SEE EXAMPLE IMAGES

120 Whitlock Kitchen

designer Nicolette Petrouleas
bulthaup New York

content Suggested Mechanical Plan (2)

date August 13, 2020

sheet 2 of 4

SUGGESTED MECHANICAL ONLY

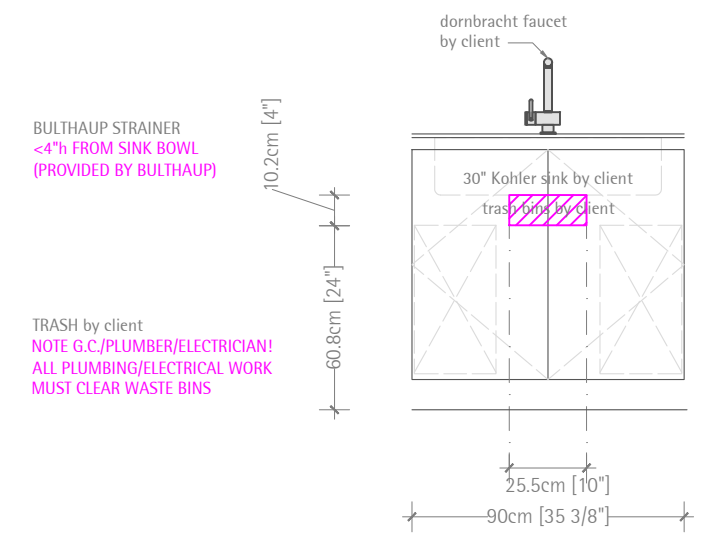
NOTE: ALL CONNECTIONS MUST BE DONE IN ACCORDANCE TO LOCAL CODES

All appliances installed according to specifications

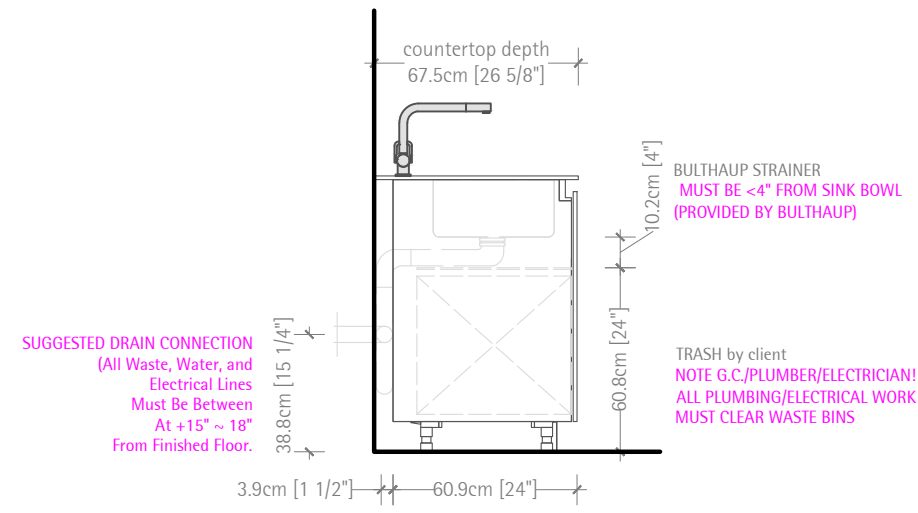
Note to plumber:

Sink plumbing requirements:
 Hold plumbing tight to the rear wall.
 Turn p-trap parallel to the rear wall to not interfere with waste bins.
 SEE IMAGES BELOW

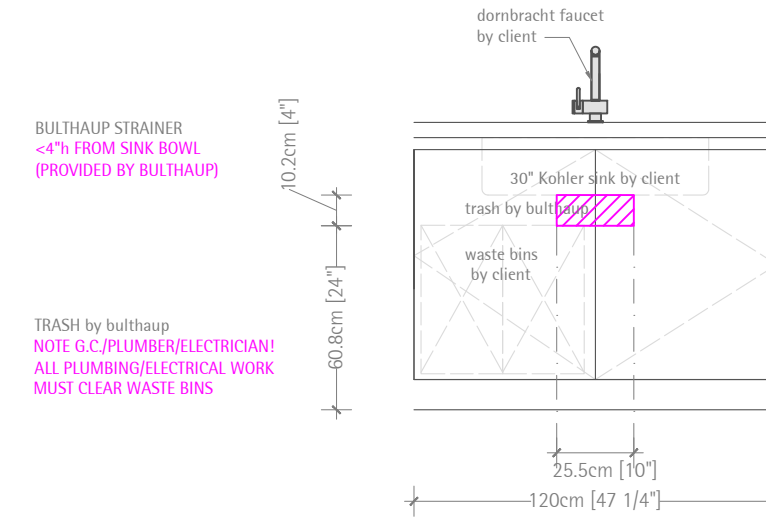
SECTION 1: Sink Cabinet, front section



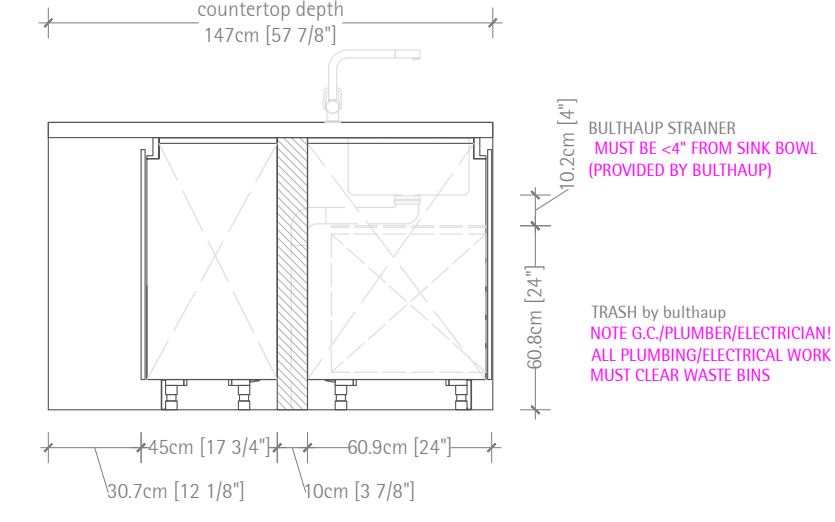
SECTION 2: Sink Cabinet, side section




SECTION 1b: Island Sink Cabinet, front section



SECTION 2b: Island Sink Cabinet, side section



EXAMPLE - STRAINER AND PTRAP



PLUMBING SCHEDULE & REQUIREMENTS

120 Whitlock Kitchen - August 11, 2020

Location	Appliance	Manufacturer	Model Number	Description / Requirements	Supplied By
Kitchen	Sink	Kohler	TBC		client
Kitchen	Faucet	Dornbracht	TBC		client

ELECTRICAL / LIGHTING SCHEDULE & REQUIREMENTS

120 Whitlock Kitchen - August 11, 2020

Location	Type	Manufacturer	Model Number	Description / Requirements	Supplied By
Backsplash Outlets	Convenience Outlet	TBD	TBD	-	client
Island Countertop Overhang	Charging Station	TBD	TBD	-	client

120 Whitlock Kitchen

designer Nicolette Petrouleas
bulthaup New York

content Suggested Mechanical Plan (3)

date August 13, 2020

sheet 3 of 4

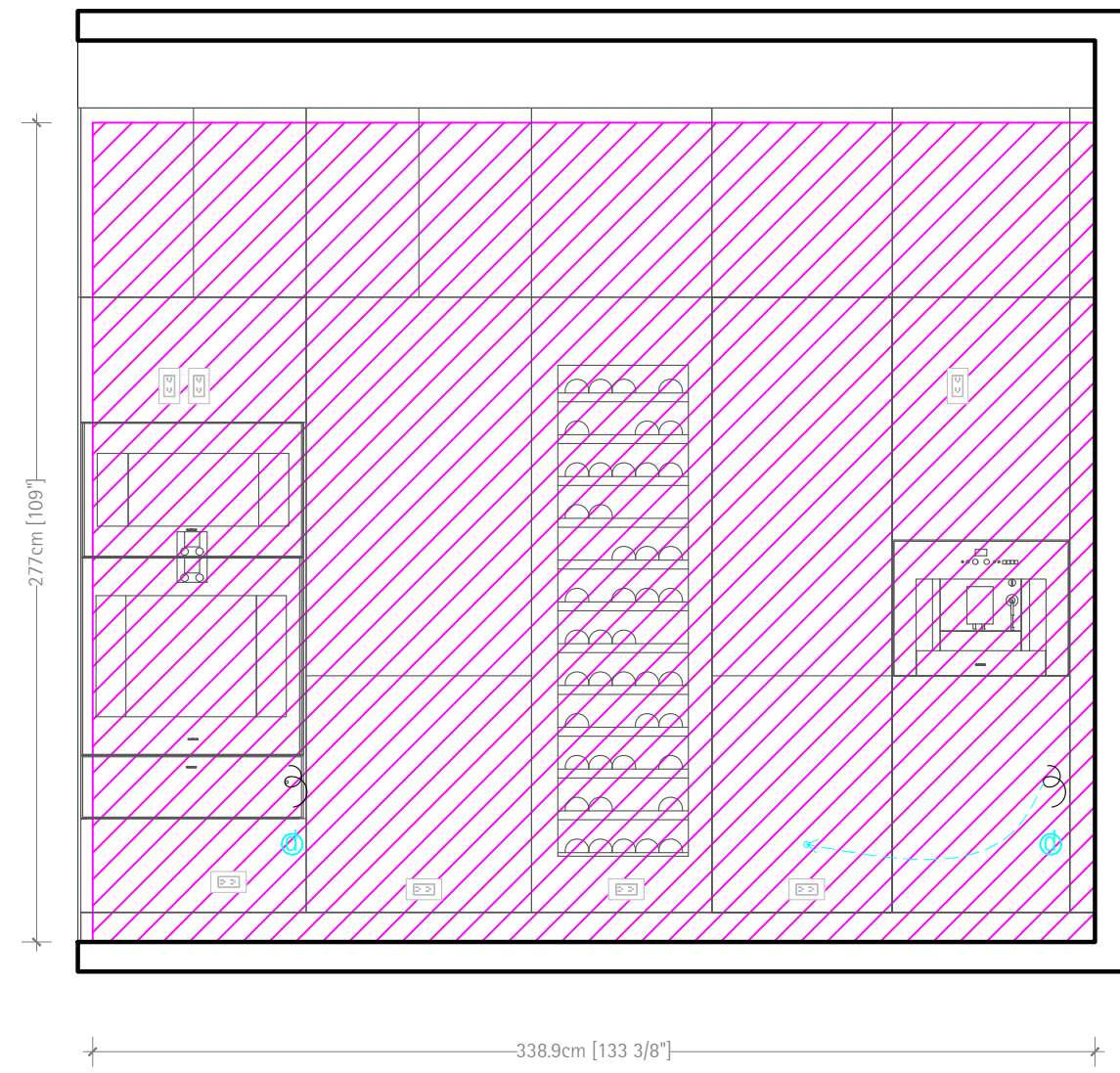
SUGGESTED MECHANICAL ONLY

NOTE: ALL CONNECTIONS MUST BE DONE IN ACCORDANCE TO LOCAL CODES

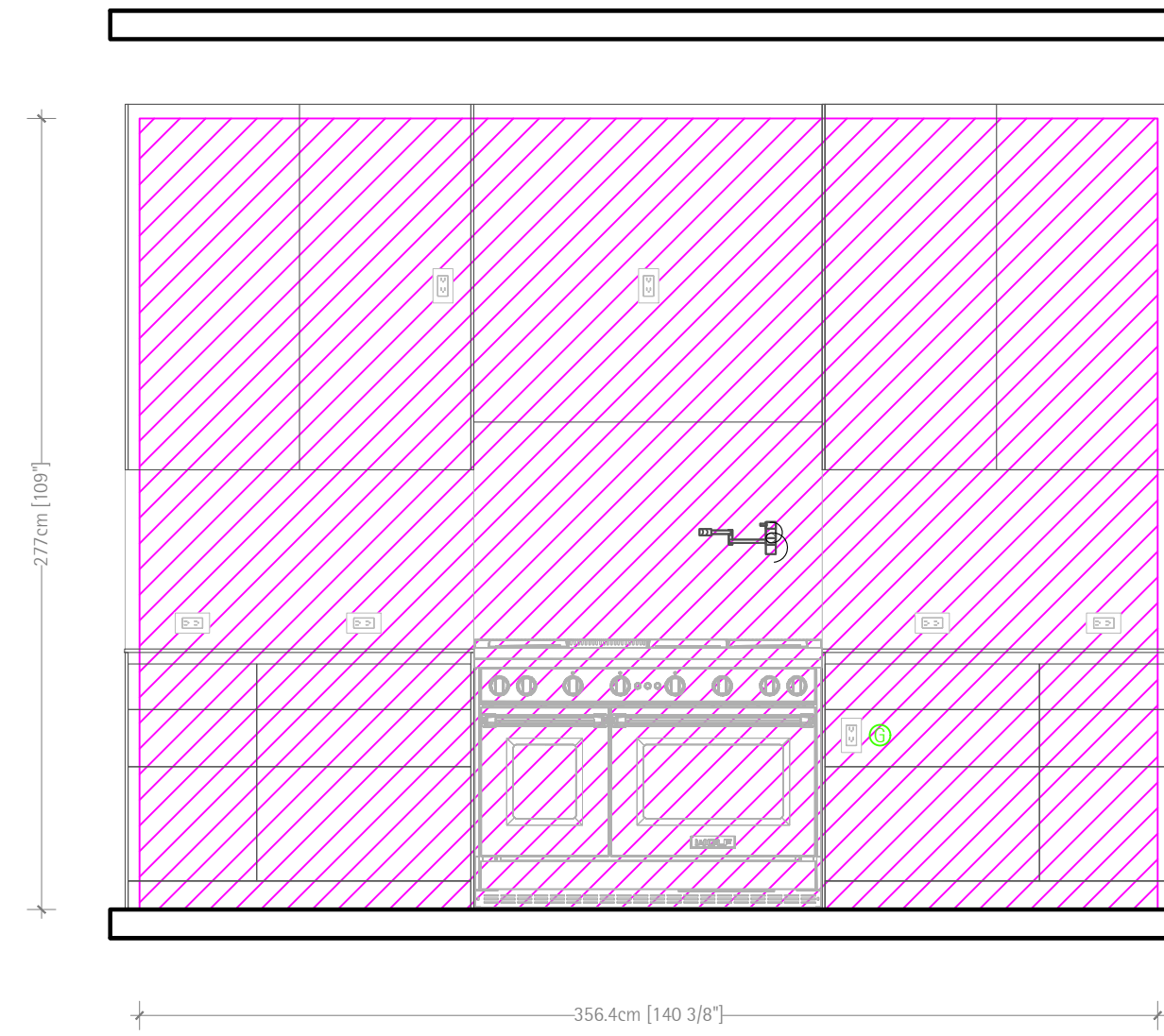
All appliances installed according to specifications

Note to contractor:

Wall cabinet requirements:
 GC to provide 5/8" AC grade plywood sheathing for support of upper cabinets.
 Tape / mud / blend at all plywood drywall joints.
 No drywall on top of plywood.
 All visible plywood will be covered by cabinets.
 SEE IMAGES



Elevation A



Elevation B

EXAMPLE - PLYWOOD SHEATHING



EXAMPLE - PLYWOOD SHEATHING



120 Whitlock Kitchen

designer Nicolette Petrouleas
 bulthaup New York
 content Suggested Mechanical Plan (4)
 date August 13, 2020
 sheet 4 of 4